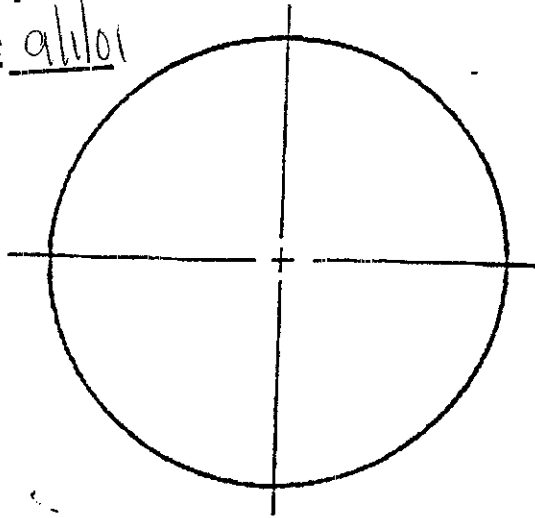
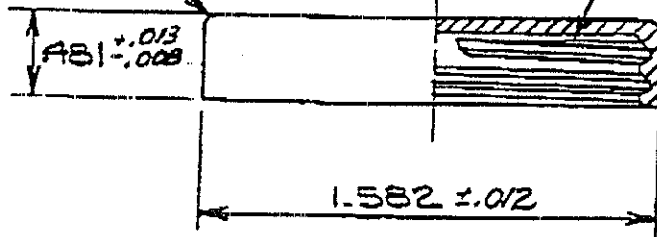


CONTROLLED COPY

INITIALS amw DATE 9/1/01



$\frac{1}{32}R$



THREAD TO FIT  
38-400 M/M GCMF  
FINISH

NOTICE

INFORMATION CONTAINED HEREIN CONSTITUTES PROPRIETARY CONFIDENTIAL INFORMATION OF OWENS-ILLINOIS, INC. AND IS TO BE ACCEPTED ONLY SUBJECT TO THAT UNDERSTANDING. IT IS TO BE KEPT CONFIDENTIAL AND NOT TO BE COPIED, USED, OR CONVEYED TO OTHERS WITHOUT OWENS-ILLINOIS WRITTEN AUTHORIZATION.

POLISH EQUAL TO SPE-SPI #2 FINISH & FLASH CHROME  
 POLISH FREE OF TOOL MARKS  
 UNLESS OTHERWISE SPECIFIED  
ALL DIAMETERS CONCENTRIC WITHIN  $\pm .0005$  T.I.R.

"T" 1.481 $\pm .005 / - .004$		TOLERANCES .00 = $\pm .005$ .000 = $\pm .0005$ .0000 = $\pm .0002$ DEGREES $\pm 1$ DEG. UNLESS SPECIFIED	MOLD NO. MA-38		
"E" 1.392 $\pm .005 / - .004$			TITLE 38-400 STOCK PLAIN ROUND CLOSURE		
LET.	DESCRIPTION	BY	DATE	MATERIAL & TREATMENT	
				UREA or PHENOL	
OWENS-ILLINOIS CLOSURE DIVISION		DWN: RKO	DATE 11-28-87	DRAWING NUMBER	
		CKD: GES	DATE 11-30-87	REVISION	
		SCALE NTS		C-110-58	
		ASSEMBLY			

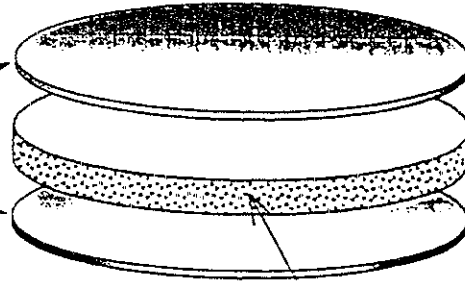
CAP-00561

**TECHNICAL DATA SHEET**

**F-217**



Low Density Polyethylene



Foamed Low Density Polyethylene

**Description:** Three-ply co-extruded material; Foamed Low Density Polyethylene Core Between Two Solid Layers Of Low Density Polyethylene.

**SPECIFICATIONS**

THICKNESS			AVAILABLE WEB WIDTH		
Minimum [in]	Maximum [in]	Deviation [in]	Minimum [in]	Maximum [in]	Deviation [in]
0.020	0.060	± 0.005	1.0	25.0	± 1/16
0.065	0.090	± 0.007	1.0	9.0	± 1/16
0.095	0.125	± 0.010	1.0	9.0	± 1/16

DENSITY	Deviation
25 lbs / ft <sup>3</sup>	± 2 lbs / ft <sup>3</sup>

**AVAILABLE IN VARIOUS DENSITIES**

F - 217 - 3	F - 217 - 36	F - 219
FDA Status: DMF 2434	FDA Status: DMF 2434	FDA Status: DMF 2434
( DENSITY )	( DENSITY )	( DENSITY )
30 ± 2 lb/ft <sup>3</sup>	36 ± 2 lb/ft <sup>3</sup>	19 ± 1 lb/ft <sup>3</sup>

**CODE OF FEDERAL REGULATIONS COMPLIANCE:**

- 21 CFR 177.1210: Closures with sealing gaskets for food containers.
- 21 CFR 177.1520: Olefin polymers.
- 21 CFR 178.2010: Antioxidants and or stabilizers for polymers
- 21 CFR 175.300 : Resinous and polymeric coatings

Original Date: 8 / 5 / 97  
Revision Date: 2/14 98

**PATENT NO.:** 4107247 / 4206165

**FDA STATUS:** The component materials of F-217, F-217-3, F-217-36, F-219 are listed under DMF 2434

The aforementioned technical information and any recommendation are based on Tri-Seal's laboratory findings and are believed to be true and accurate, but we strongly recommend that our customers perform appropriate tests they feel necessary to insure the compatibility and stability of any given product with ours. Tri-Seal International guarantees to replace any quantity proved to be defective. We will not be held liable for any injury, loss or change, whether direct, incidental or consequential due to the use of or inability to use the product or due to breach of warranty of any agreement existing between Tri-Seal and the purchaser. Unless contained in this data sheet or agreed to in writing by the officers of seller and user no other warrantee will be honored.



ISO 9001 Certified Company  
 "Quality of Product First..."

# DeWAL INDUSTRIES

15 RAY TRAINOR DRIVE, SAUNDERSTOWN RI, 02874 USA

## D/W 202

SKIVED PTFE

### PRODUCT DESCRIPTION

D/W 202 is a skived PTFE (Polytetrafluoroethylene) film held to close tolerance on width and thickness. D/W 202 conforms to ASTM D3308 Type II and SAE AMS 3662C

### APPLICATION INFORMATION

D/W 202 finds use in electrical applications where high temperature service rating and superior electrical properties are desired. Examples of electrical applications include capacitor films, harnesses for electrical wiring in automotive and aerospace applications, spacers for transformers and other electrical insulation applications where high dielectric strength and high temperature resistance are requisite.

### TECHNICAL DATA

PROPERTY	TEST METHOD	DATA
Backing Material		PTFE Film
Tensile Strength (psi)	ASTM-D 882	6000
Elongation (%)	ASTM-D 882	325
Dielectric Strength (Volts)	ASTM-D 149	2000
Max. Operating Temp. (F)		500
<b>AVAILABILITY</b>		
Core I.D.	3"	
Width (in.)	.25-11	
Thickness (mils)	.001-.090	
Max. Roll O.D. (in)	14	

\*The above values are "Typical Values" which have a nominal range about them and are not intended for specification purposes. DeWAL requests the opportunity to work with you on specifications

FOR ADDITIONAL INFORMATION PLEASE CALL DeWAL 1-800-366-8356