

NS6 SERIES CONNECTOR



NS6 Series couplings couplings feature non-spill valves at a great price. Use the NS6 when even a few drops of spillage pose problems regarding safety, media cost or environmental regulations. These innovative couplings are lightweight, chemically resistant and easy to use. The non-spill design virtually eliminates spills, minimizes downtime and enhances operator safety. Soft touch overmold makes them comfortable in the hand and very attractive.

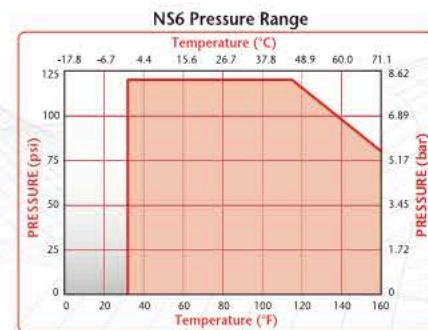
FEATURES

- Non-spill design
- Color coding
- Glass-filled polypropylene
- CPC thumb latch

BENEFITS

- Disconnect under pressure with no spills
- Instant visual differentiation of media lines
- Durable and compatible with many chemicals
- One-hand connection and disconnection

These graphs are intended to give you a general idea of the performance capabilities of each product line. The shaded area of each graph represents the operating range of the product family, i.e., upper and lower values are shown. Therefore, depending on the exact coupling configurations selected, you can reasonably expect values to fall within the shaded area.



Specifications

- PRESSURE:**
Vacuum to 120 psi, 8.3 bar
- TEMPERATURE:**
32°F to 160°F (0°C to 71°C)
- MATERIALS:**
Main components and valves: Glass-filled polypropylene with TPV* soft touch overmold
Thumb latch: Glass-filled polypropylene
Valve spring (wetted): 316 stainless steel
External spring: 316 stainless steel
O-rings: EPDM

COLOR:
Gray with dark gray overmold standard; gray with red or blue overmold available†

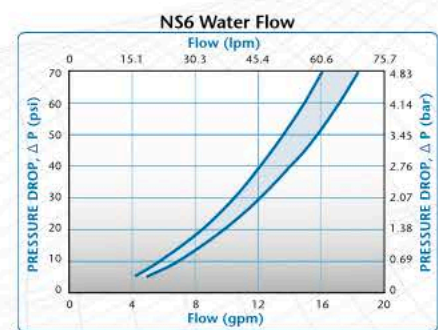
TUBING SIZES:
3/8" and 1/2" ID, 9.5mm and 12.7mm ID

LUBRICANTS: Krytox® PFPE (inert)

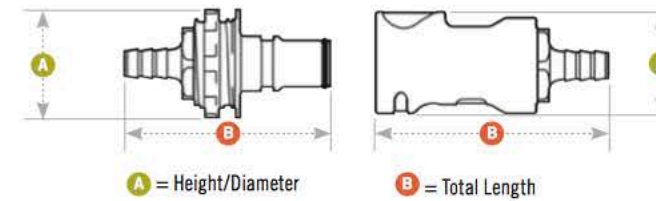
SPILLAGE:
~0.03 cc per disconnect @ 0 psi, ~0.30 cc/ disconnect @ 120 psi

INCLUSION: 0.42 cc per connect
*The overmold material is a TPV (thermoplastic vulcanizate). This TPV is an alloy of polypropylene thermoplastic and fully vulcanized EPDM rubber. The material is typically resistant to water, acids and bases.

†NOTE: Standard product is gray; color options require a set-up charge and minimum quantities. Please contact CPC for details.

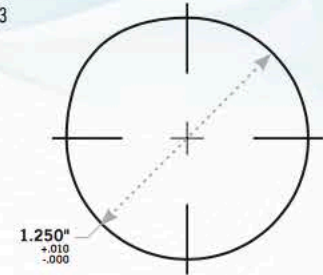


NS6 DIMENSIONS



Panel Dimensions

	PANEL OPENING	PANEL THICKNESS MAX.-MIN.
COUPLING INSERTS	see drawing	.25 - .03



Coupling Bodies • POLYPROPYLENE

TERMINATION	TUBING/THREAD SIZE	METRIC EQ.	SHUTOFF	A	B
IN-LINE PIPE THREAD	1/2" NPT		NS6D10008	1.31	3.01
	1/2" BSPT		NS6D10008BSPT	1.31	3.01
IN-LINE COMPRESSION	1/2" OD	12.7mm OD	NS6D13008	1.31	3.53
IN-LINE HOSE BARB	3/8" ID	9.5mm ID	NS6D17006	1.31	3.16
	1/2" ID	12.7mm ID	NS6D17008	1.31	3.16

Coupling Inserts • POLYPROPYLENE

TERMINATION	TUBING/THREAD SIZE	METRIC EQ.	SHUTOFF	A	B
IN-LINE PIPE THREAD	1/2" NPT		NS6D24008	1.31	2.44
	1/2" BSPT		NS6D24008BSPT	1.31	2.44
IN-LINE COMPRESSION	1/2" OD	12.7mm OD	NS6D20008	1.31	3.01
IN-LINE HOSE BARB	3/8" ID	9.5mm ID	NS6D22006	1.31	2.59
	1/2" ID	12.7mm ID	NS6D22008	1.31	2.59
PANEL MOUNT COMPRESSION	1/2" OD	12.7mm OD	NS6D40008	1.50	3.32
PANEL MOUNT HOSE BARB	3/8" ID	9.5mm ID	NS6D42006	1.50	2.85
	1/2" ID	12.7mm ID	NS6D42008	1.50	2.85

Accessories

DESCRIPTION	MATERIAL	PART NO.
PANEL MOUNT GASKET REPLACEMENT: For sealing panel mount bodies listed above	EPDM FKM	1884300 1889600

All measurements are in inches (millimeters) unless otherwise noted. Tubing must meet stated inside and outside diameters. Couplings are pictured with valves unless otherwise noted.