

# NS212 SERIES CONNECTOR



## Specifications ● ● ●

### PRESSURE:

Vacuum to 45 psi, 3.1 bar

### TEMPERATURE:

32°F to 120°F (0°C to 49°C)

### MATERIALS:

**Main components:** Glass-filled polypropylene

**Valve spring:** 316 stainless steel

**Seal material:**  
EPDM (FKM/Simriz® FFKM optional)

**COLOR:** Gray with black accent standard

### TUBING SIZES:

1/8" and 1/4" ID, 3.2mm and 6.4mm ID

**SPILLAGE:** <0.025 cc/disconnect

**INCLUSION:** 0.009 cc/connect

**WARNING:** Pressure, temperature, chemicals, and operating environment can affect the performance of couplings. It is the customer's responsibility to test the suitability of CPC's products in their own application conditions.

**NS212 Series couplings** were built on the company's proven platform of non-spill valves designed to provide fast, safe and leak-free fluid line connections. The NS212 is an easy, twist-to-connect coupling with an integrated locking mechanism and double-sided non-spill shutoff valves. It is also chemically resistant and ideal for a diverse range of applications including printing and ink management, analytical instrumentation, electronic cooling and chemical handling. NS212 couplings provide high-flow fluid transfer in a small footprint.

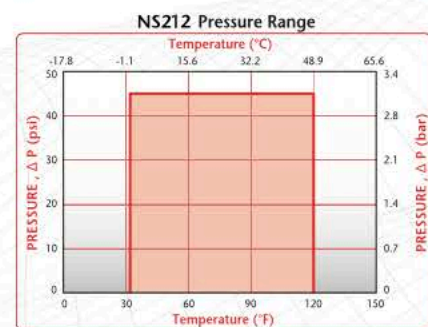
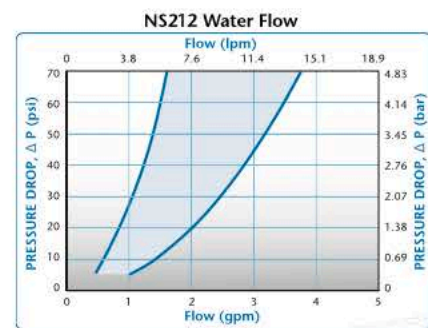
## FEATURES

- Efficient, non-spill design
- Multiple seal materials
- Twist-to-connect locking
- Compact design
- Ultra low air inclusion

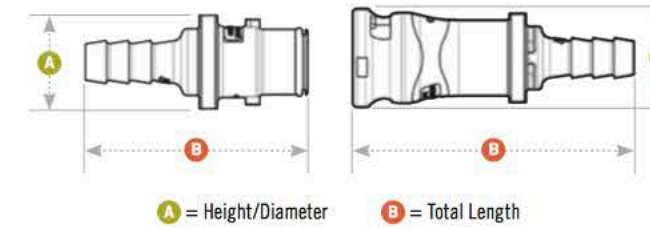
## BENEFITS

- Disconnect under pressure with no spills
- Broad chemical compatibility for diverse applications
- Easy, non-spill connections in tight spaces
- High flow in a small connector
- Minimizes contaminants, reduces the need to purge lines

These graphs are intended to give you a general idea of the performance capabilities of each product line. The shaded area of each graph represents the operating range of the product family, i.e., upper and lower values are shown. Therefore, depending on the exact coupling configurations selected, you can reasonably expect values to fall within the shaded area.



# NS212 DIMENSIONS



## Panel Dimensions

	PANEL OPENING	PANEL THICKNESS MAX.-MIN.
COUPLING BODIES	see drawing	.30-.05



## Coupling Bodies • POLYPROPYLENE

TERMINATION	TUBING	METRIC EQ.	SHUTOFF	A	B
IN-LINE PIPE THREAD	1/8" NPT		NS2D100212	.71	1.74
IN-LINE FERRULESS POLYTUBE FITTING, PTF†	1/4" OD, .17 ID	6.4mm OD, 4.3mm ID	NS2D130412	.71	1.87
IN-LINE HOSE BARB	1/8" ID 1/4" ID	3.2mm ID 6.4mm ID	NS2D170212 NS2D170412	.71 .71	1.87 2.05
PANEL MOUNT FERRULESS POLYTUBE FITTING, PTF†	1/4" OD, .17 ID	6.4mm OD, 4.3mm ID	NS2D120412	.88	1.87
PANEL MOUNT HOSE BARB	1/8" ID 1/4" ID	3.2mm ID 6.4mm ID	NS2D160212 NS2D160412	.88 .88	1.79 2.05

## Coupling Inserts • POLYPROPYLENE

TERMINATION	TUBING SIZE	METRIC EQ.	SHUTOFF	A	B
IN-LINE PIPE THREAD	1/8" NPT		NS2D240212	.64	1.27
IN-LINE FERRULESS POLYTUBE FITTING, PTF†	1/4" OD, .17 ID	6.4mm OD, 4.3mm ID	NS2D200412	.64	1.39
IN-LINE HOSE BARB	1/8" ID 1/4" ID	3.2mm ID 6.4mm ID	NS2D220212 NS2D220412	.64 .64	1.32 1.52

The NS212 does not mate with NS2. Contact CPC for additional compatibility information.

## Accessories

DESCRIPTION	MATERIAL	PART NO.
PANEL MOUNT GASKET REPLACEMENT: For sealing panel mount bodies listed above	Buna-N	1830300

All measurements are in inches (millimeters) unless otherwise noted. Tubing must meet stated inside and outside diameters. PTF fittings are designed for semi-rigid tubing, i.e., polyethylene, nylon, polyurethane, etc. †NOTE: CPC's Ferruleless PTF (polytube fitting) terminations do not require ferrules to achieve a secure connection and are therefore easier to use and reuse.