

CQG SERIES CONNECTOR



The **CQG06 Series** high purity couplings feature our patented pressure-balanced, non-spill design. Molded virgin polypropylene and a 100% springless flow path provide broad chemical resistance and exceptionally high flow capacity, allowing instant disconnects (and reconnects), even under pressure.

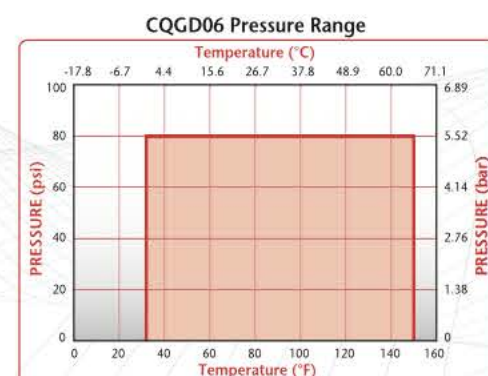
FEATURES

- Non-spill design
- Pressure-balanced
- Springless flow path design

BENEFITS

- Ultimate protection from chemicals and fumes
- Failsafe disconnect, even under pressure; easy to reconnect at high pressure
- Eliminates source of metallic contaminants

These graphs are intended to give you a general idea of the performance capabilities of each product line. The shaded area of each graph represents the operating range of the product family, i.e., upper and lower values are shown. Therefore, depending on the exact coupling configurations selected, you can reasonably expect values to fall within the shaded area.



Specifications

PRESSURE:
0 - 80 psig (0 - 5.5 bar)

TEMPERATURE:
32°F to 150°F (0°C to 66°C)

MATERIALS:
Main components: Natural, virgin polypropylene
Seals: FKM (Simriz® FFKM optional)
Springs (non-wetted): Hastelloy® C
Flare nuts: PVDF
Lubricants: None used
Dual Containment Nut and Panel Mount Fitting: Virgin, natural polypropylene
Flare nuts: PVDF
Panel nuts: HDPE
Panel mount o-rings: FKM

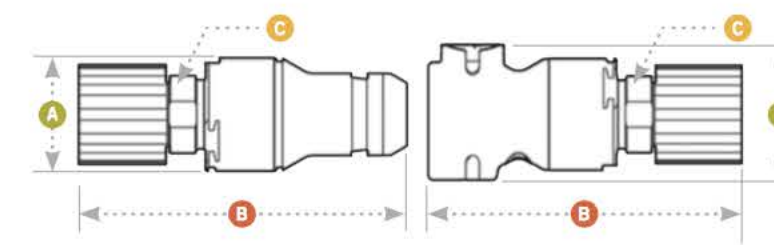
SPILLAGE/AIR INCLUSION:
<0.1 cc (ml)/disconnect (reconnect)

PANEL MOUNT: Optional adapter kit

TUBING SIZES:
3/8" to 3/4" flare; 3/8" to 3/4" NPT

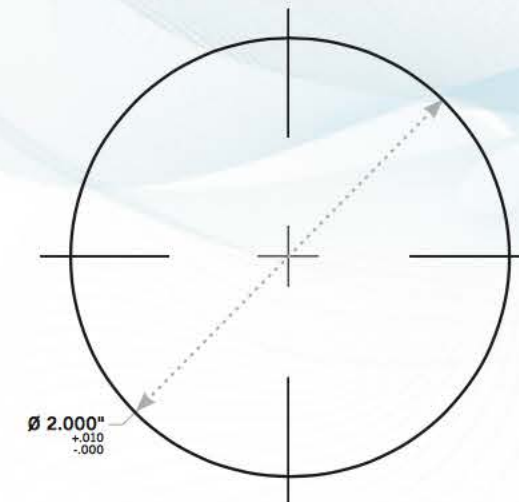
WARNING: Pressure, temperature, chemicals, and operating environment can affect the performance of couplings. It is the customer's responsibility to test the suitability of CPC's products in their own application conditions.

CQG SERIES CONNECTOR DIMENSIONS



- A = Height/Diameter
- B = Total Length (including valve)
- C = Hex Size on Main Component

	PANEL OPENING	PANEL THICKNESS MAX.-MIN.
COUPLING BODIES OR INSERTS	see drawing	.50 - .12



Coupling Bodies • POLYPROPYLENE

TERMINATION IN-LINE	TUBING/THREAD SIZE	TERMINATION TYPE	SHUTOFF	A	B	C
	3/8" OD	Flare compression	CQGD06100106	1.96	4.21	
	1/2" OD	Flare compression	CQGD06100108	1.96	4.42	
	3/4" OD	Flare compression	CQGD06100112	1.96	4.49	
	1/2" Taper	Male NPT	CQGD06100208	1.96	3.81	1.00

Coupling Inserts • POLYPROPYLENE

TERMINATION IN-LINE	TUBING/THREAD SIZE	TERMINATION TYPE	SHUTOFF	A	B	C
	3/8" OD	Flare compression	CQGD06200106	1.62	4.35	
	1/2" OD	Flare compression	CQGD06200108	1.62	4.45	
	3/4" OD	Flare compression	CQGD06200112	1.62	4.63	
	3/8" Taper	Male NPT	CQGD06200206±	1.62	3.81	1.00
	1/2" Taper	Male NPT	CQGD06200208	1.62	3.95	1.00
	3/4" Taper	Male NPT	CQGD06200212±	1.62	4.15	1.00

Panel Mount Adaptor • POLYETHYLENE

DESCRIPTION	PART NO.
Panel mount adapter kit (fits both bodies & inserts)	CQG06PMKIT01

All measurements are in inches (millimeters) unless otherwise noted. Tubing must meet stated inside and outside diameters.

ChemQuik® Dual Containment Flare Nuts • POLYPROPYLENE



The ChemQuik® Dual Containment System is an easy way to "double contain" critical chemical lines, protecting plant and personnel in case a primary process line ruptures or "sweats". The system provides a protective secondary line to catch any fluid and routes it to a safe location.

These fittings work with any ChemQuik coupling with fine thread flare terminations or a common flare style fitting. In addition, the panel mount version can be mounted into a pump cabinet or other panel mount connection point. The primary line can then be routed from the coupling directly to a pump, connected to a ChemQuik coupling at the panel mount fitting.

The "weep port" serves to vent the area between the primary and secondary lines so that pressure cannot build up in case of a primary line rupture. The leaking fluid can then be routed to a containment vessel or to a leak detector.

FLARE NUT	DESCRIPTION
CQDCNUT0408	Dual containment nut, 1/4" OD process line x 1/2" OD secondary containment line.
CQDCNUT0612	Dual containment nut, 3/8" OD process line x 3/4" OD secondary containment line.
CQDCNUT0812	Dual containment nut, 1/2" OD process line x 3/4" OD secondary containment line.
CQDCNUT1216	Dual containment nut, 3/4" OD process line x 1" OD secondary containment line.

FLARE FITTING	DESCRIPTION
CQPMDCNUT0408	Panel mount dual containment nut, 1/4" OD Process line x 1/2" OD secondary containment line.
CQPMDCNUT0612	Panel mount dual containment nut, 3/8" OD Process line x 3/4" OD secondary containment line.
CQPMDCNUT0812	Panel mount dual containment nut, 1/2" OD Process line x 3/4" OD secondary containment line.
CQPMDCNUT1216	Panel mount dual containment nut, 3/4" OD Process line x 1" OD secondary containment line.

