

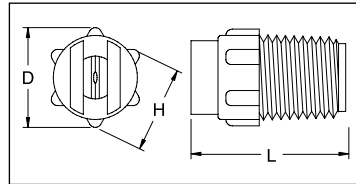




F25 SERIES NOZZLE SPECIFICATIONS

NOZZLE TYPE	Dim. D	Dim. H	Dim. L
1/8	0.62	9/16	0.8
1/4	0.62	9/16	1.0
3/8	0.77	11/16	1.0



PVDF

Polypropylene



Non-Pigmented

SPRAY CHARACTERISTICS:

BEX F series spray nozzles produce a flat spray pattern with spray angles of 0° to 110° @ 40 psi.

CONSTRUCTION:

Each BEX molded nozzle is designed with a series of “knobs” which makes them easier to finger tighten than a hex, especially when wet. The design feature of a small starter barrel greatly reduces the tendency to strip or cross-thread the nozzle during the installation.

MATERIALS AVAILABLE:

POLYPROPYLENE (LL) - (Green) excellent chemical and corrosion resistance. Useful up to 175°F.

NATURAL POLYPROPYLENE (LN) - non-pigmented for optimum purity.

PVDF (KK) - (Red) excellent durability and abrasion resistance and is inert to most chemicals. Useful up to 300°F.

NATURAL PVDF (KN) - non-pigmented for optimum purity.

TYPICAL APPLICATIONS:

- Printed Circuit Board Washing
- PCB-Etching/Developing
- Semiconductor Manufacturing
- Pressure Washers
- Car Washing
- Street Sweeping
- Carpet Cleaning
- Fruit and Vegetable Washing
- Plating Processes
- Dust Suppression
- Acid Spraying
- Degreasing
- Coating Applications
- Foam Control
- Metal Washing
- Chemical Spraying
- Rinsing Parts

Model	Equiv. Orifice Diameter (in)	CAPACITY AT VARIOUS PRESSURES (USGPM)													SPRAY ANGLE @ (degrees)		
		5 psi	7 psi	10 psi	15 psi	20 psi	30 psi	40 psi	50 psi	60 psi	80 psi	100 psi	150 psi	300 psi	20 psi	40 psi	80 psi
1/8F2502	0.034	0.07	0.08	0.10	0.12	0.14	0.17	0.20	0.22	0.25	0.28	0.32	0.39	0.55	19	25	33
1/4F2502	0.034	0.07	0.08	0.10	0.12	0.14	0.17	0.20	0.22	0.25	0.28	0.32	0.39	0.55	19	25	33
1/8F25025	0.038	0.09	0.11	0.13	0.15	0.18	0.22	0.25	0.28	0.31	0.35	0.40	0.48	0.68	19	25	33
1/8F2503	0.042	0.11	0.13	0.15	0.18	0.21	0.26	0.30	0.34	0.37	0.42	0.47	0.58	0.82	19	25	33
1/4F2503	0.042	0.11	0.13	0.15	0.18	0.21	0.26	0.30	0.34	0.37	0.42	0.47	0.58	0.82	19	25	33
1/8F2504	0.048	0.14	0.17	0.20	0.25	0.28	0.35	0.40	0.45	0.49	0.57	0.63	0.77	1.10	18	25	34
1/4F2504	0.048	0.14	0.17	0.20	0.25	0.28	0.35	0.40	0.45	0.49	0.57	0.63	0.77	1.10	18	25	34
1/8F2505	0.054	0.18	0.21	0.25	0.31	0.35	0.43	0.50	0.56	0.61	0.71	0.79	0.97	1.37	20	25	31
1/4F2505	0.054	0.18	0.21	0.25	0.31	0.35	0.43	0.50	0.56	0.61	0.71	0.79	0.97	1.37	20	25	31
1/8F2506	0.059	0.21	0.25	0.30	0.37	0.42	0.52	0.60	0.67	0.73	0.85	0.95	1.16	1.64	17	25	31
1/4F2506	0.059	0.21	0.25	0.30	0.37	0.42	0.52	0.60	0.67	0.73	0.85	0.95	1.16	1.64	17	25	31
1/4F2508	0.068	0.28	0.33	0.40	0.49	0.57	0.69	0.80	0.89	0.98	1.13	1.26	1.55	2.19	16	25	32
1/4F2510	0.076	0.35	0.42	0.50	0.61	0.71	0.87	1.00	1.12	1.22	1.41	1.58	1.94	2.74	17	25	31
3/8F2510	0.076	0.35	0.42	0.50	0.61	0.71	0.87	1.00	1.12	1.22	1.41	1.58	1.94	2.74	17	25	31
1/4F2515	0.094	0.53	0.63	0.75	0.92	1.06	1.30	1.50	1.68	1.84	2.12	2.37	2.90	4.1	18	25	30
3/8F2515	0.094	0.53	0.63	0.75	0.92	1.06	1.30	1.50	1.68	1.84	2.12	2.37	2.90	4.1	18	25	30
1/4F2520	0.108	0.71	0.84	1.00	1.22	1.41	1.73	2.00	2.24	2.45	2.83	3.2	3.9	5.5	18	25	28
3/8F2520	0.108	0.71	0.84	1.00	1.22	1.41	1.73	2.00	2.24	2.45	2.83	3.2	3.9	5.5	18	25	28
1/4F2530	0.133	1.06	1.26	1.50	1.84	2.12	2.60	3.00	3.4	3.7	4.2	4.7	5.8	8.2	19	25	29
3/8F2530	0.133	1.06	1.26	1.50	1.84	2.12	2.60	3.00	3.4	3.7	4.2	4.7	5.8	8.2	19	25	29
1/4F2540	0.153	1.41	1.67	2.00	2.45	2.83	3.5	4.0	4.5	4.9	5.7	6.3	7.7	11.0	22	25	32
3/8F2540	0.153	1.41	1.67	2.00	2.45	2.83	3.5	4.0	4.5	4.9	5.7	6.3	7.7	11.0	22	25	32
1/4F2550	0.171	1.77	2.09	2.50	3.06	3.5	4.3	5.0	5.6	6.1	7.1	7.9	9.7	13.7	20	25	32
3/8F2550	0.171	1.77	2.09	2.50	3.06	3.5	4.3	5.0	5.6	6.1	7.1	7.9	9.7	13.7	20	25	32
1/4F2560	0.187	2.12	2.51	3.00	3.7	4.2	5.2	6.0	6.7	7.3	8.5	9.5	11.6	16.4	18	25	28
3/8F2560	0.187	2.12	2.51	3.00	3.7	4.2	5.2	6.0	6.7	7.3	8.5	9.5	11.6	16.4	18	25	28
1/4F2570	0.202	2.47	2.93	3.5	4.3	4.9	6.1	7.0	7.8	8.6	9.9	11.1	13.6	19.2	19	25	27
3/8F2570	0.202	2.47	2.93	3.5	4.3	4.9	6.1	7.0	7.8	8.6	9.9	11.1	13.6	19.2	19	25	27