

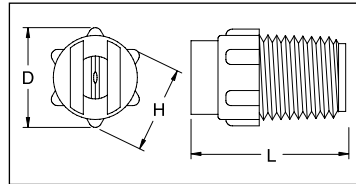




F65 SERIES NOZZLE SPECIFICATIONS

NOZZLE TYPE	Dim. D	Dim. H	Dim. L
1/8	0.62	9/16	0.8
1/4	0.62	9/16	1.0
3/8	0.77	11/16	1.0



PVDF

Polypropylene



Non-Pigmented

SPRAY CHARACTERISTICS:

BEX F series spray nozzles produce a flat spray pattern with spray angles of 0° to 110° @ 40 psi.

CONSTRUCTION:

Each BEX molded nozzle is designed with a series of "knobs" which makes them easier to finger tighten than a hex, especially when wet. The design feature of a small starter barrel greatly reduces the tendency to strip or cross-thread the nozzle during the installation.

MATERIALS AVAILABLE:

POLYPROPYLENE (LL) - (Green) excellent chemical and corrosion resistance. Useful up to 175°F.

NATURAL POLYPROPYLENE (LN) - non-pigmented for optimum purity.

PVDF (KK) - (Red) excellent durability and abrasion resistance and is inert to most chemicals. Useful up to 300°F.

NATURAL PVDF (KN) - non-pigmented for optimum purity.

TYPICAL APPLICATIONS:

- Printed Circuit Board Washing
- PCB-Etching/Developing
- Semiconductor Manufacturing
- Pressure Washers
- Car Washing
- Street Sweeping
- Carpet Cleaning
- Fruit and Vegetable Washing
- Plating Processes
- Dust Suppression
- Acid Spraying
- Degreasing
- Coating Applications
- Foam Control
- Metal Washing
- Chemical Spraying
- Rinsing Parts

Model	Equiv. Orifice Diameter (in)	CAPACITY AT VARIOUS PRESSURES (USGPM)													SPRAY ANGLE @ (degrees)		
		5 psi	7 psi	10 psi	15 psi	20 psi	30 psi	40 psi	50 psi	60 psi	80 psi	100 psi	150 psi	300 psi	20 psi	40 psi	80 psi
1/8F6502	0.034	0.07	0.08	0.10	0.12	0.14	0.17	0.20	0.22	0.25	0.28	0.32	0.39	0.55	38	65	77
1/4F6502	0.034	0.07	0.08	0.10	0.12	0.14	0.17	0.20	0.22	0.25	0.28	0.32	0.39	0.55	38	65	77
1/8F65025	0.038	0.09	0.11	0.13	0.15	0.18	0.22	0.25	0.28	0.31	0.35	0.40	0.48	0.68	38	65	77
1/8F6503	0.042	0.11	0.13	0.15	0.18	0.21	0.26	0.30	0.34	0.37	0.42	0.47	0.58	0.82	64	65	76
1/4F6503	0.042	0.11	0.13	0.15	0.18	0.21	0.26	0.30	0.34	0.37	0.42	0.47	0.58	0.82	64	65	76
1/8F6504	0.048	0.14	0.17	0.20	0.25	0.28	0.35	0.40	0.45	0.49	0.57	0.63	0.77	1.10	44	65	74
1/4F6504	0.048	0.14	0.17	0.20	0.25	0.28	0.35	0.40	0.45	0.49	0.57	0.63	0.77	1.10	44	65	74
1/8F6505	0.054	0.18	0.21	0.25	0.31	0.35	0.43	0.50	0.56	0.61	0.71	0.79	0.97	1.37	53	65	72
1/4F6505	0.054	0.18	0.21	0.25	0.31	0.35	0.43	0.50	0.56	0.61	0.71	0.79	0.97	1.37	53	65	72
1/8F6506	0.059	0.21	0.25	0.30	0.37	0.42	0.52	0.60	0.67	0.73	0.85	0.95	1.16	1.64	54	65	72
1/4F6506	0.059	0.21	0.25	0.30	0.37	0.42	0.52	0.60	0.67	0.73	0.85	0.95	1.16	1.64	54	65	72
1/4F6508	0.068	0.28	0.33	0.40	0.49	0.57	0.69	0.80	0.89	0.98	1.13	1.26	1.55	2.19	55	65	71
1/4F6510	0.076	0.35	0.42	0.50	0.61	0.71	0.87	1.00	1.12	1.22	1.41	1.58	1.94	2.74	57	65	73
3/8F6510	0.076	0.35	0.42	0.50	0.61	0.71	0.87	1.00	1.12	1.22	1.41	1.58	1.94	2.74	57	65	73
1/4F6515	0.094	0.53	0.63	0.75	0.92	1.06	1.30	1.50	1.68	1.84	2.12	2.37	2.90	4.1	59	65	71
3/8F6515	0.097	0.53	0.63	0.75	0.92	1.06	1.30	1.50	1.68	1.84	2.12	2.37	2.90	4.1	60	65	72
1/4F6520	0.108	0.71	0.84	1.00	1.22	1.41	1.73	2.00	2.24	2.45	2.83	3.2	3.9	5.5	59	65	72
3/8F6520	0.108	0.71	0.84	1.00	1.22	1.41	1.73	2.00	2.24	2.45	2.83	3.2	3.9	5.5	60	65	72
1/4F6530	0.133	1.06	1.26	1.50	1.84	2.12	2.60	3.00	3.4	3.7	4.2	4.7	5.8	8.2	61	65	72
3/8F6530	0.133	1.06	1.26	1.50	1.84	2.12	2.60	3.00	3.4	3.7	4.2	4.7	5.8	8.2	61	65	72
1/4F6540	0.153	1.41	1.67	2.00	2.45	2.83	3.5	4.0	4.5	4.9	5.7	6.3	7.7	11.0	62	65	72
3/8F6540	0.153	1.41	1.67	2.00	2.45	2.83	3.5	4.0	4.5	4.9	5.7	6.3	7.7	11.0	62	65	74
1/4F6550	0.171	1.77	2.09	2.50	3.06	3.5	4.3	5.0	5.6	6.1	7.1	7.9	9.7	13.7	63	65	73
3/8F6550	0.171	1.77	2.09	2.50	3.06	3.5	4.3	5.0	5.6	6.1	7.1	7.9	9.7	13.7	63	65	73
1/4F6560	0.188	2.12	2.51	3.00	3.7	4.2	5.2	6.0	6.7	7.3	8.5	9.5	11.6	16.4	63	65	73
3/8F6560	0.187	2.12	2.51	3.00	3.7	4.2	5.2	6.0	6.7	7.3	8.5	9.5	11.6	16.4	63	65	65
1/4F6570	0.202	2.47	2.93	3.5	4.3	4.9	6.1	7.0	7.8	8.6	9.9	11.1	13.6	19.2	63	65	74