








OptiWell™ 96 Well Plate - Mat Compatibility Chart

MAT	SQUARE WELL	ROUND WELL			
					
Opening	+	*88854 & 88855(S)	88860 & 88861(S)	*88852 & 88853(S)	*88862 & 88863(S)
	-	88856 & 88857(S)	*88858 & 88859(S)		88864 & 88865(S)
PLATE	88810 & 88811(S)	88802 & 88803(S)	88808 & 88809(S)	Fit for 96 PCR plates	
	88814 & 88815(S)	88804 & 88805(S)	88812 & 88813(S)		
	88820 & 88821(S)	88806 & 88807(S)	88822 & 88823(S)		
	88826 & 88827(S)	88816 & 88817(S)	88824 & 88825(S)		
	88832 & 88833(S)	88818 & 88819(S)	88828 & 88829(S)		
	88834 & 88835(S)	88830 & 88831(S)	88838 & 88839(S)		
	88840 & 88841(S)				
	88842 & 88843(S)				
	88844 & 88845(S)				
	88846 & 88847(S)				
				*pictured models (S) = Sterile	

OptiWell™ 24 and 384 Well Plate - Mat Compatibility Chart

MAT	24 WELL	384 WELL	
			
	88866 & 88867(S)	88868 & 88869(S)	88870 & 88871(S)
PLATE	88796 & 88797(S)	Fit for 384 PCR plates	88848 & 88849(S) 88850 & 88851(S)
			(S) = Sterile